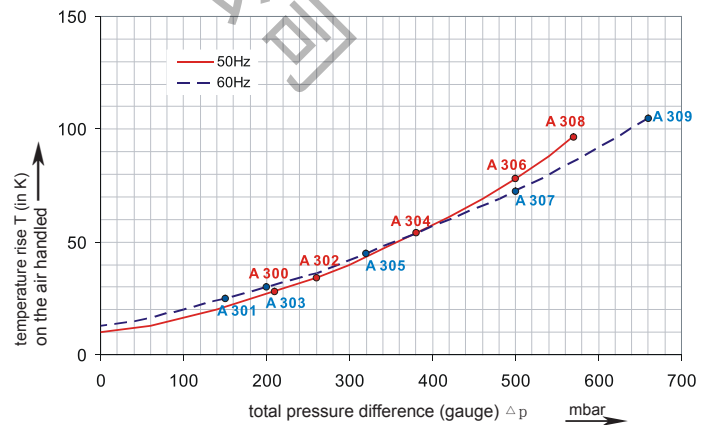
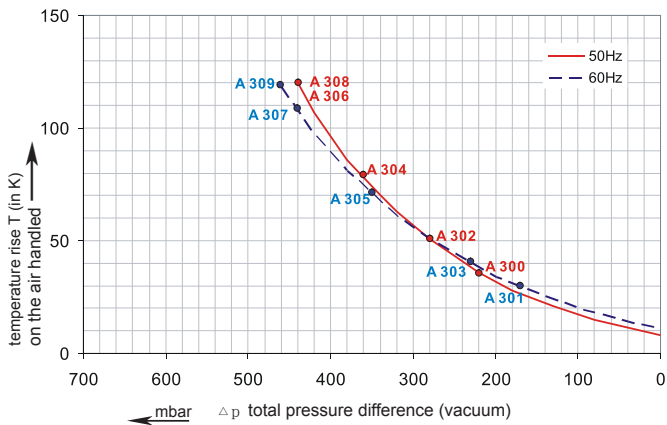
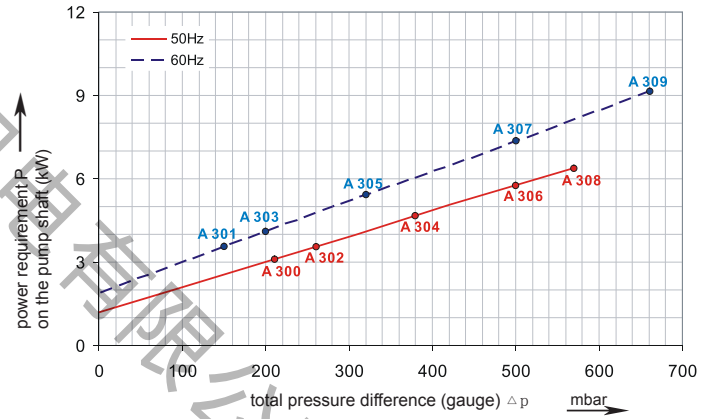
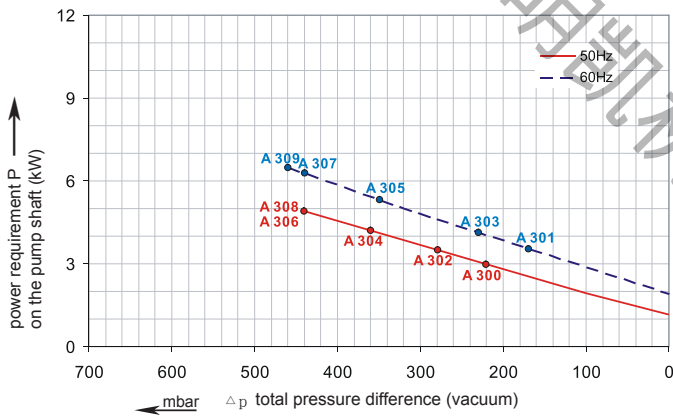
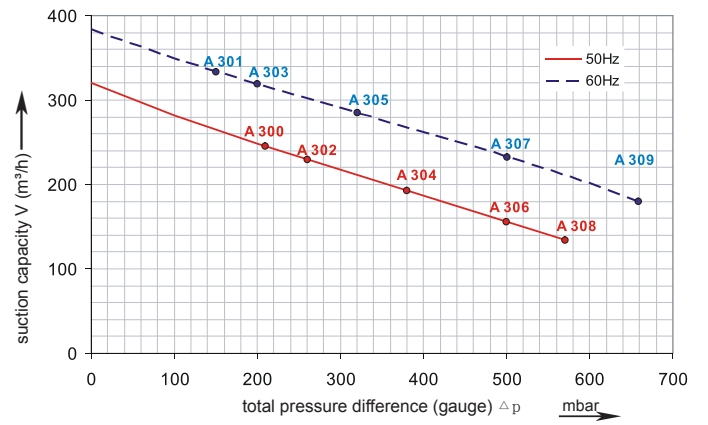
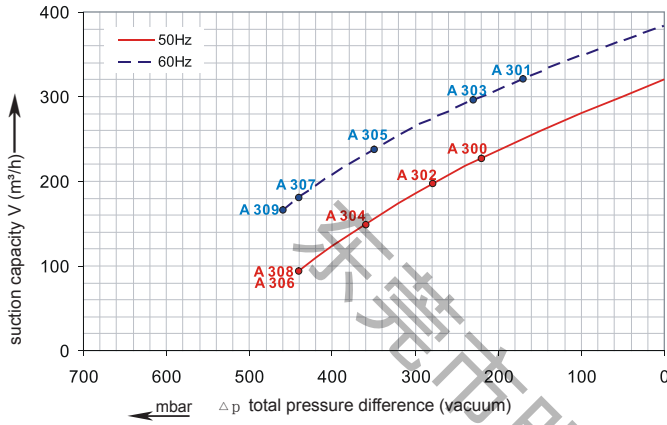


Data sheet 2MV 720



真空性能参数曲线图

压缩性能参数曲线图



性能曲线基于温度为15°C、大气压为1013毫巴的空气，公差为+/- 10%。
总压差适用于最高25°C的吸入温度和环境温度。

每种2MV型都可以在规定的总性能曲线范围内作为真空泵和压缩机连续运行。

选型订购参数

Type 2MV720

Curve No.	Order No.	Fre- quency	Rated power	Input voltage		Input current		Permissible total differential pressure ²⁾		Sound pressure level ³⁾	Weight ca.
				Hz	kW	V		A	Vacuum mbar		
3~ 50/60 Hz IP55 isulation material class F 1)											
A 300	2MV720 H16	50	2.2	200D ... 240D	345Y...415Y	9.7D	5.6Y	-220	210	73	43
A 301	2MV720 H16	60	2.55	220D ... 275D	380Y...480Y	10.3D	6.0Y	-170	150	76	43
A 302	2MV720 H26	50	3.0	200D ... 240D	345Y...415Y	12.5D	7.2Y	-280	260	73	48
A 303	2MV720 H26	60	3.45	220D ... 275D	380Y...480Y	12.6D	7.3Y	-230	200	76	48
A 304	2MV720 H37	50	4.3	345D ... 415D	600Y...720Y	10.0D	5.2Y	-360	380	73	54
A 305	2MV720 H37	60	4.8	380D ... 480D	660Y...720Y	10.4D	6.0Y	-350	320	76	54
A 306	2MV720 H47	50	5.5	345D ... 415D	600Y...720Y	13.3D	7.7Y	-440	500	73	66
A 307	2MV720 H47	60	6.3	380D ... 480D	660Y...720Y	13.3D	7.7Y	-440	500	76	66
A 308	2MV720 H57	50	7.5	345D ... 415D	600Y...720Y	16.7D	9.6Y	-440	570	73	73
A 309	2MV720 H57	60	8.6	380D ... 480D	660Y...720Y	17.3D	10.0Y	-460	660	76	73



Other voltage ranges

2MV720-7H □ □		
50Hz	60Hz	↑ ↑
3~		
185...225 V D/320...390 V Y	200...240 V D/345...415 V Y	H 1
200...240 V D/345...415 V Y	200...275 V D/380...480 V Y	H 6
345...415 V D	380...480 V D	H 7
500 V D	575 V D	C 5

Further voltage range on request; please quote in plain text.

电机是根据DIN EN 60 034 / DIN IEC 34-1和温度等级f设计的 对于三相电机，固定电压的公差为+/- 10%，电压范围的公差为+/- 5%。
单相电机的设计公差为+/- 5%。如果只有90%的最大允许压力用于连续运行，那么允许电压范围增加到+/- 10%。